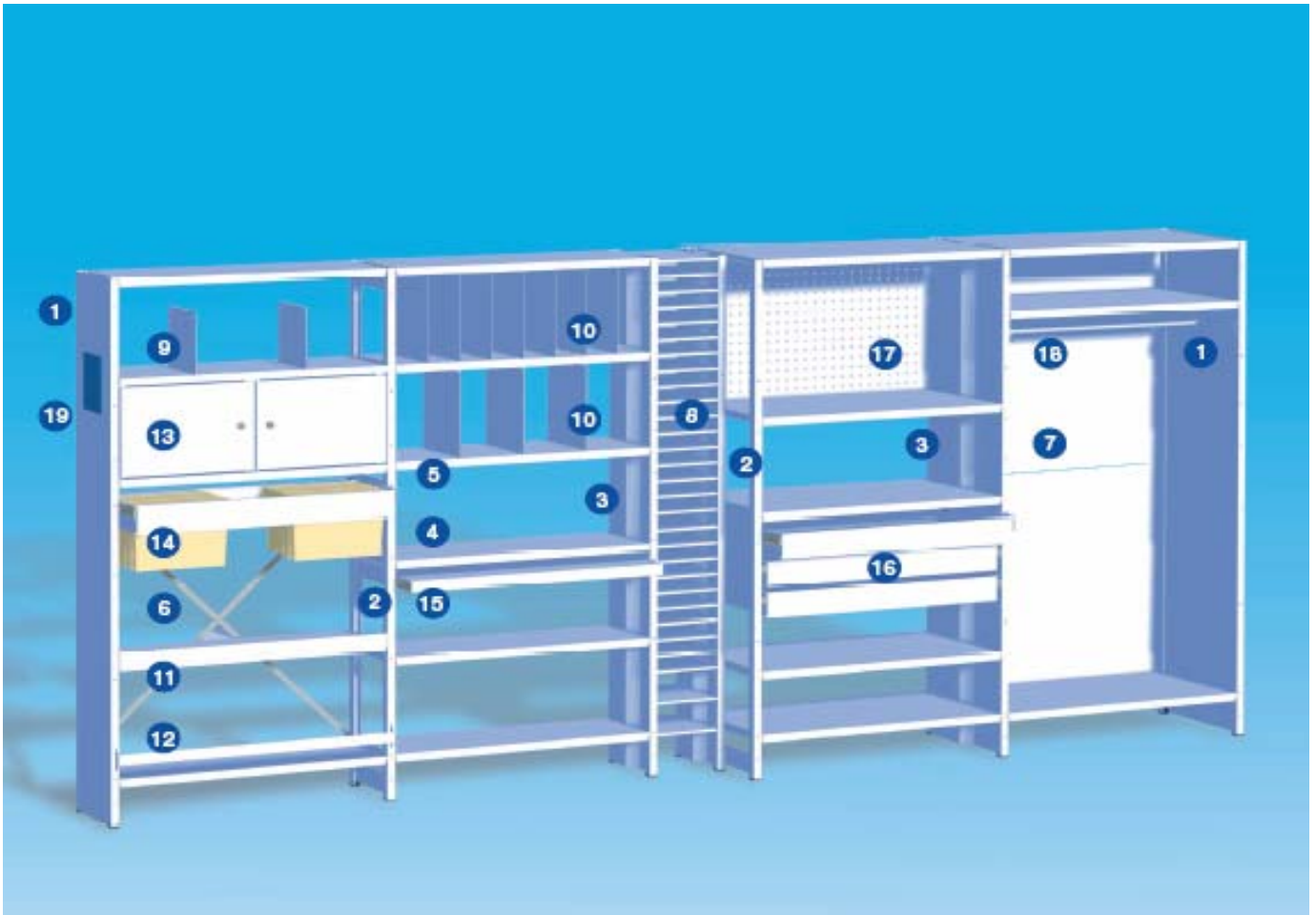


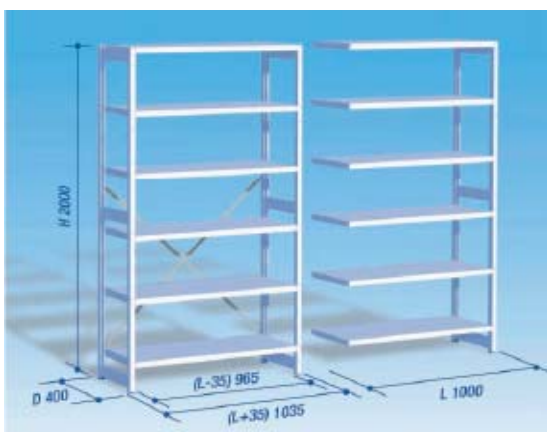
PUNTA TH STEEL SHELF SYSTEM



- | | |
|---|------------------------------------|
| 1. GABLE WALL / GABLE WALL PLATE | 11. FRONT EDGE LIST |
| 2. LADDER | 12. STORM LIST |
| 3. DIVIDING WALL | 13. DOUPLE LOCKER with Abloy locks |
| 4. SHELF | 14. FILE FOLDER RACK |
| 5. SHELF perforated for dividing plates | 15. PULL-OUT TOP |
| 6. CROSS BRACE | 16. DRAWER |
| 7. BACK PLATES | 17. R-BACK PLATE |
| 8. FORM LOCKER | 18. CLOTH RAIL |
| 9. BOOK SUPPORT | 19. LABEL FRAME |
| 10. DIVIDER | |

Standard colour:
 RAL9002 greywhite
 hot-tip galvanised mountings
 Painted with proenvironmental
 powder coating

The shelves can be adjusted along intervals of 61 mm, without loose supports



Standard heights H:	1634 mm 2000 mm 2366 mm
Standard depths D:	300 mm 400 mm 500 mm 600 mm
Standard widths L:	800 mm 1000 mm 1200 mm*

*depth only 300 and 400 mm

By order also depth 250 mm.

PUNTA TH STEEL SHELF SYSTEM BASIC ELEMENTS and ACCESSORIES

1. GABLE WALL




Item/dimensions (depth*height)	Code	Price	Unit
GABLE WALL 300*1639 RAL9002	P316	*	PC
GABLE WALL 300*2005 RAL9002	P320	38,00	PC
GABLE WALL 300*2371 RAL9002	P324	46,50	PC
GABLE WALL 400*1639 RAL9002	P416	*	PC
GABLE WALL 400*2005 RAL9002	P420	48,00	PC
GABLE WALL 400*2371 RAL9002	P424	57,50	PC

There is no need for ladder with gable wall, because of it's supporting structure.

Plastic bottom plate is included in the delivery

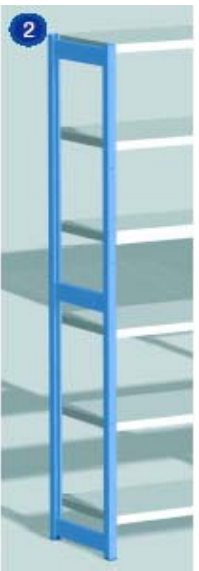
1. GABLE WALL PLATE



GABLE WALL PLATE 300*2000 IN ELEMENTS	PS320	17,51	PC
GABLE WALL PLATE 300*2366 IN ELEMENTS	PS324	*	PC
GABLE WALL PLATE 400*2000 IN ELEMENTS	PS420	20,80	PC
GABLE WALL PLATE 400*2366 IN ELEMENTS	PS424	*	PC
GABLE WALL PLATE 500*2000 IN ELEMENTS	PS520	31,18	PC
GABLE WALL PLATE 500*2366 IN ELEMENTS	PS524	*	PC
GABLE WALL PLATE 600*2000 IN ELEMENTS	PS620	33,92	PC
GABLE WALL PLATE 600*2366 IN ELEMENTS	PS624	*	PC

Gable wall plate will be installed on the ladder or dividing wall.
 Will be delivered in two elements with fastening screws.


2. LADDER



Ladder will be delivered assembled (welded joint)
 Plastic bottom plate is included in the delivery

LADDER 300*1639 colour RAL9002	T316	*	PC
LADDER 300*2005 colour RAL9002	T320	27,40	PC
LADDER 300*2371 colour RAL9002	T324	32,20	PC
LADDER 400*1639 colour RAL9002	T416	*	PC
LADDER 400*2005 colour RAL9002	T420	28,50	PC
LADDER 400*2371 colour RAL9002	T424	33,30	PC
LADDER 500*1639 colour RAL9002	T516	*	PC
LADDER 500*2005 colour RAL9002	T520	29,60	PC
LADDER 500*2371 colour RAL9002	T524	34,40	PC
LADDER 600*1639 colour RAL9002	T616	*	PC
LADDER 600*2005 colour RAL9002	T620	30,70	PC
LADDER 600*2371 colour RAL9002	T624	35,50	PC

3. DIVIDING WALL




Item/dimensions (depth*height)	Code	Price	Unit
DIVIDING WALL 300*1634 RAL9002	V316	*	PC
DIVIDING WALL 300*2000 RAL9002	V320	25,00	PC
DIVIDING WALL 300*2366 RAL9002	V324	29,70	PC
DIVIDING WALL 400*1634 RAL9002	V416	*	PC
DIVIDING WALL 400*2000 RAL9002	V420	26,60	PC
DIVIDING WALL 400*2366 RAL9002	V424	32,80	PC
DIVIDING WALL 500*1634 RAL9002	V516	*	PC
DIVIDING WALL 500*2000 RAL9002	V520	*	PC
DIVIDING WALL 500*2366 RAL9002	V524	*	PC
DIVIDING WALL 600*2000 RAL9002	V620	*	PC
DIVIDING WALL 600*2366 RAL9002	V624	*	PC

Hot-galvanised steel bottom plate is included in the delivery
 250 mm deep is also possible.

*Price by offer

4. SHELF



Please note!

Shelves, dividing walls, dividers and back plates
 in standard colour RAL9002 are produced of prepainted galvanized
 steel plate.

Item/depth*weight/load capacity	Code	Price	Unit
SHELF 300* 770, max. 80kg	HA308	10,80	PC
SHELF 300* 970, max. 80kg	HA310	10,80	PC
SHELF 300* 970, max. 120kg	HA312	14,50	PC
SHELF 400* 770, max. 80kg	HA408	12,80	PC
SHELF 400* 970, max. 80kg	HA410	12,80	PC
SHELF 400* 770, max. 200kg	HM408	14,60	PC
SHELF 400* 970, max. 200kg	HM410	14,60	PC
SHELF 400*1170, max. 150kg	HM412	17,50	PC
SHELF 500* 770, max. 200kg	HM508	17,20	PC
SHELF 500* 970, max. 200kg	HM510	17,20	PC
SHELF 600* 770, max. 200kg	HM608	19,60	PC
SHELF 600* 970, max. 200kg	HM610	19,60	PC

By order also depth 250 mm.

5. SHELF

perforated for dividing plates



Item/depth*weight/load capacity	Code	Price	Unit
SHELF 300*770, max. 80kg	HA308R	*	PC
SHELF 300*970, max. 80kg	HA310R	12,60	PC
SHELF 400* 770, max. 150kg	HM408R	*	PC
SHELF 400* 970, max. 150kg	HM410R	16,40	PC
SHELF 400*1170, max. 100kg	HM412R	*	PC

*Price by offer

6. CROSS BRACE



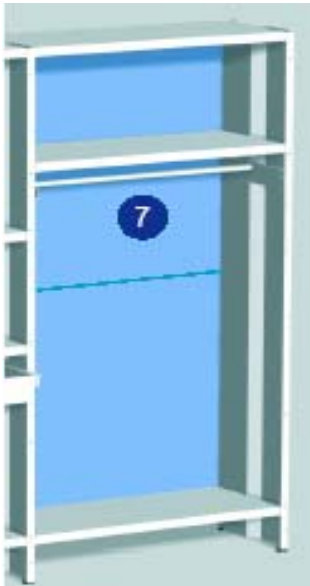
Item/dimensions	Code	Price	Unit
CROSS BRACE c/c100, L1434mm	TR10	6,30	PC
CROSS BRACE c/c120, L1582mm	TR12	6,30	PC

Fastening screws are included in the delivery

CROSS BRACE WIRE IS AN ALTERNATIVE ABOVE MENTIONED CROSS BRACE IN 1-SIDED SHELF
 There are needed 2 pcs in every second interspace.
 Basic shelf could be installed without screws and nuts by using them

CROSS BRACE WIRE c/c 800, P1278 mm	TT080	2,60	PC
CROSS BRACE WIRE c/c 800, P1411,5 mm	TT100	2,60	PC

7. BACK PLATES



Item/dimensions	Code	Price	Unit
TH-BACK PLATE 830*1634..2366	TH-TL08	50,00	SET
TH-BACK PLATE 103*1634..2366	TH-TL10	50,00	SET
TH-BACK PLATE 123*1634..2366	TH-TL12	60,00	SET

Back plate is delivered in two parts, and it is overlapped by height.
 Fastening screws are included in the delivery

8. FORM LOCKER

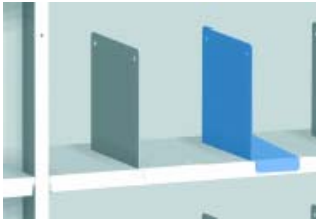


Item/dimensions	Code	Price	Unit
FORM LOCKER D*W 300*236	LT	6,17	PC

Form lockers will be adjusted between two intermediate frames.
 A4 sized brochures etc could be sorted in own divisions by form lockers.
 Height adjustment is 61 mm.

*Price by offer


9. BOOK SUPPORT



BOOK SUPPORT H*D 220*230

Code	Price	Unit
KT	6,00	PC

10. DIVIDER




DIVIDER 300*212
 DIVIDER 300*334
 DIVIDER 300*395

DIVIDER 400*212
 DIVIDER 400*334
 DIVIDER 400*395

Code	Price	Unit
JL3021	*	PC
JL3033	4,93	PC
JL3039	*	PC
JL4021	*	PC
JL4033	5,50	PC
JL4039	*	PC


11. FRONT EDGE LIST



FRONT EDGE LIST 15*770 RAL9002
 FRONT EDGE LIST 15*970 RAL9002
 FRONT EDGE LIST 15*1170 RAL9002

Code	Price	Unit
ERL080	7,14	PC
ERL100	7,95	PC
ERL120	*	PC

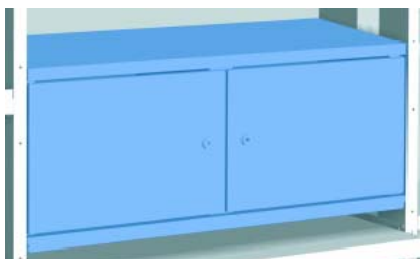
12. STORM LIST



STORM LIST 770mm RAL9002
 STORM LIST 970mm RAL9002

Code	Price	Unit
ML080	*	PC
ML100	*	PC

13. DOUPLE LOCKER with Abloy locks

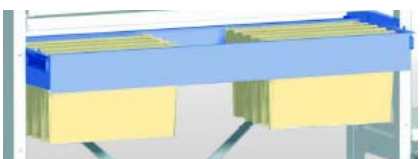


DOUPLE LOCKER D300*H400*W770
 DOUPLE LOCKER D300*H400*W970

DOUPLE LOCKER D400*H770*W400
 DOUPLE LOCKER D400*H400*W970

Code	Price	Unit
2LK08	*	PC
2LK	*	PC
402LK08	*	PC
402LK	*	PC

14. FILE FOLDER RACK



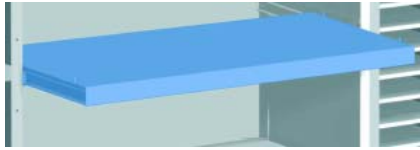
FILE FOLDER RACK A4 300*770
 FILE FOLDER RACK A4 300*970

FILE FOLDER RACK A4 400*770
 FILE FOLDER RACK A4 400*970
 100% PULL-OUT

Code	Price	Unit
RK308	87,00	PC
RK310	87,00	PC
RK408	87,00	PC
RK410	87,00	PC

*Price by offer

15. PULL-OUT TOP




	Code	Price	Unit
PULL-OUT TOP D*W 300*770	UVT408	*	PC
PULL-OUT TOP D*W 300*970	UVT410	87,00	PC
PULL-OUT TOP D*W 400*770	UVT408	*	PC
PULL-OUT TOP D*W 400*970	UVT410	87,00	PC
PULL-OUT TOP D*W 500*770	UVT508	*	PC
PULL-OUT TOP D*W 500*970	UVT510	95,70	PC

Pull-out top under the shelf
 fits 300 mm wide shelf and 1000 mm wide shelf element
 dimensions 300*666 mm and carriage about 30 kg


SHELF+PULL-OUT TOP	UVT310+HA	90,00	PC
--------------------	-----------	-------	----

16. DRAWER



	Code	Price	Unit
DRAWER 400*970*100	VL41010	87,00	PC
DRAWER 500*970*100	VL51010	95,70	PC

17. R-BACK PLATE




	Code	Price	Unit
9mm R-BACK PLATE 1.5x600x770	RTL6077	50,00	PC
9mm R-BACK PLATE 1.5x600x970	RTL6097	50,00	PC

Gable wall plate will be installed on the ladder or dividing wall.

R-GABLE WALL PLATE 400x2000	PS420-R938	66,29	PC
-----------------------------	------------	-------	----

R-gable wall plate will be installed on the ladder
 like normal gable wall plate.

18. CLOTH RAIL



	Code	Price	Unit
CLOTH RAIL SUPPORT / PAIR	VTK30	7,00	PAIR
CLOTH RAIL SUPPORT / PAIR	VTK40	7,00	PAIR
CLOTH RAIL SUPPORT / PAIR	VTK50	7,50	PAIR
CLOTH RAIL SUPPORT / PAIR	VTK60	7,50	PAIR
CLOTH RAIL hot-galvanised 2*767*28	VT080	8,00	PC
CLOTH RAIL hot-galvanised 2*967*28	VT100	8,00	PC


19. LABEL FRAME



	Code	Price	Unit
LABEL FRAME METAL A5	KKA5	7,04	PC
LABEL FRAME PLASTIC A4	KKMA4	4,20	PC

*Price by offer

PUNTA TH STEEL SHELF UNITS PRICE SAMPLES



TH-STEEL SHELF UNITS WITH OPEN FRAMES AND BACKGROUND TRUSSING

The Shelves can be adjusted along intervals of 61 cm, without loose supports. d*h*I =depht*height*lenght

DEPTH 300 MM AND HEIGHT 2005 MM

		Code	Price	Unit
d*h*I	300x2005x835, 4 shelves(80kg/shelf)+top shelf	TH320085A	115,10	PC
d*h*I	300x2005x835, 5 shelves(80kg/shelf)+top shelf	TH320086A	125,90	PC
d*h*I	300x2005x835, 6 shelves(80kg/shelf)+top shelf	TH320087A	136,70	PC
d*h*I	300x2005x1035, 4 shelves(80kg/shelf)+top shelf	TH320105A	115,10	PC
d*h*I	300x2005x1035, 5 shelves(80kg/shelf)+top shelf	TH320106A	125,90	PC
d*h*I	300x2005x1035, 6 shelves(80kg/shelf)+top shelf	TH320107A	136,70	PC
d*h*I	300x2005x1235, 4 shelves(80kg/shelf)+top shelf	TH320125N	133,60	PC
d*h*I	300x2005x1235, 5 shelves(80kg/shelf)+top shelf	TH320126N	148,10	PC
d*h*I	300x2005x1235, 6 shelves(80kg/shelf)+top shelf	TH320127N	162,60	PC
d*h*I	300x2005x1635, 5 shelves(80kg/shelf)+top shelf	TH320166A	218,10	PC
d*h*I	300x2005x1835, 5 shelves(80kg/shelf)+top shelf	TH320186A	218,10	PC
d*h*I	300x2005x2035, 5 shelves(80kg/shelf)+top shelf	TH320206A	218,10	PC
d*h*I	300x2005x2235, 5 shelves(80kg/shelf)+top shelf	TH320226A	240,30	PC
d*h*I	300x2005x2435, 5 shelves(80kg/shelf)+top shelf	TH320246A	316,60	PC
d*h*I	300x2005x2635, 5 shelves(80kg/shelf)+top shelf	TH320266A	316,60	PC
d*h*I	300x2005x2835, 5 shelves(80kg/shelf)+top shelf	TH320286A	316,60	PC
d*h*I	300x2005x3035, 5 shelves(80kg/shelf)+top shelf	TH320306A	316,60	PC
d*h*I	300x2005x3235, 5 shelves(80kg/shelf)+top shelf	TH320326A	408,80	PC
d*h*I	300x2005x3435, 5 shelves(80kg/shelf)+top shelf	TH320346A	408,80	PC
d*h*I	300x2005x3635, 5 shelves(80kg/shelf)+top shelf	TH320366A	408,80	PC
d*h*I	300x2005x3835, 5 shelves(80kg/shelf)+top shelf	TH320386A	408,80	PC
d*h*I	300x2005x4035, 5 shelves(80kg/shelf)+top shelf	TH320406A	408,80	PC
d*h*I	300x2005x4235, 5 shelves(80kg/shelf)+top shelf	TH320426A	507,30	PC
d*h*I	300x2005x4435, 5 shelves(80kg/shelf)+top shelf	TH320446A	507,30	PC
d*h*I	300x2005x4635, 5 shelves(80kg/shelf)+top shelf	TH320466A	507,30	PC
d*h*I	300x2005x4835, 5 shelves(80kg/shelf)+top shelf	TH320486A	507,30	PC
d*h*I	300x2005x5035, 5 shelves(80kg/shelf)+top shelf	TH320506A	507,30	PC
d*h*I	300x2005x5235, 5 shelves(80kg/shelf)+top shelf	TH320526A	599,50	PC
d*h*I	300x2005x5435, 5 shelves(80kg/shelf)+top shelf	TH320546A	599,50	PC
d*h*I	300x2005x5635, 5 shelves(80kg/shelf)+top shelf	TH320566A	599,50	PC
d*h*I	300x2005x5835, 5 shelves(80kg/shelf)+top shelf	TH320586A	599,50	PC
d*h*I	300x2005x6035, 5 shelves(80kg/shelf)+top shelf	TH320606A	599,50	PC

DEPTH 300 MM AND HEIGHT 2371 MM

	Code	Price	Unit
d*h*I 300x2371x835, 5 shelves(80kg/shelf)+top shelf	TH324086A	135,50	PC
d*h*I 300x2371x835, 6 shelves(80kg/shelf)+top shelf	TH324087A	146,30	PC
d*h*I 300x2371x1035, 5 shelves(80kg/shelf)+top shelf	TH324106A	135,50	PC
d*h*I 300x2371x1035, 6 shelves(80kg/shelf)+top shelf	TH324107A	146,30	PC
d*h*I 300x2371x1235, 5 shelves(80kg/shelf)+top shelf	TH324126A	157,70	PC
d*h*I 300x2371x1235, 6 shelves(80kg/shelf)+top shelf	TH324127A	172,20	PC
d*h*I 300x2371x1635, 6 shelves(80kg/shelf)+top shelf	TH324167A	254,10	PC
d*h*I 300x2371x1835, 6 shelves(80kg/shelf)+top shelf	TH324187A	254,10	PC
d*h*I 300x2371x2035, 6 shelves(80kg/shelf)+top shelf	TH324207A	254,10	PC
d*h*I 300x2371x2235, 6 shelves(80kg/shelf)+top shelf	TH324227N	280,00	PC
d*h*I 300x2371x2435, 6 shelves(80kg/shelf)+top shelf	TH324247A	368,20	PC
d*h*I 300x2371x2635, 6 shelves(80kg/shelf)+top shelf	TH324267A	368,20	PC
d*h*I 300x2371x2835, 6 shelves(80kg/shelf)+top shelf	TH324287A	368,20	PC
d*h*I 300x2371x3035, 6 shelves(80kg/shelf)+top shelf	TH324307A	368,20	PC
d*h*I 300x2371x3235, 6 shelves(80kg/shelf)+top shelf	TH324327A	476,00	PC
d*h*I 300x2371x3435, 6 shelves(80kg/shelf)+top shelf	TH324347A	476,00	PC
d*h*I 300x2371x3635, 6 shelves(80kg/shelf)+top shelf	TH324367A	476,00	PC
d*h*I 300x2371x3835, 6 shelves(80kg/shelf)+top shelf	TH324387A	476,00	PC
d*h*I 300x2371x4035, 6 shelves(80kg/shelf)+top shelf	TH324407A	476,00	PC
d*h*I 300x2371x4235, 6 shelves(80kg/shelf)+top shelf	TH324427A	590,10	PC
d*h*I 300x2371x4435, 6 shelves(80kg/shelf)+top shelf	TH324447A	590,10	PC
d*h*I 300x2371x4635, 6 shelves(80kg/shelf)+top shelf	TH324467A	590,10	PC
d*h*I 300x2371x4835, 6 shelves(80kg/shelf)+top shelf	TH324487A	590,10	PC
d*h*I 300x2371x5035, 6 shelves(80kg/shelf)+top shelf	TH324507A	590,10	PC
d*h*I 300x2371x5235, 6 shelves(80kg/shelf)+top shelf	TH324527A	697,90	PC
d*h*I 300x2371x5435, 6 shelves(80kg/shelf)+top shelf	TH324547A	697,90	PC
d*h*I 300x2371x5635, 6 shelves(80kg/shelf)+top shelf	TH324567A	697,90	PC
d*h*I 300x2371x5835, 6 shelves(80kg/shelf)+top shelf	TH324587A	697,90	PC
d*h*I 300x2371x6035, 6 shelves(80kg/shelf)+top shelf	TH324607A	697,90	PC

DEPTH 400 MM AND HEIGHT 2005 MM

	Code	Price	Unit
d*h*I 400x2005x835, 4 shelves(200kg/shelf)+top shelf	TH420085M	136,30	PC
d*h*I 400x2005x835, 5 shelves(200kg/shelf)+top shelf	TH420086M	150,90	PC
d*h*I 400x2005x835, 6 shelves(200kg/shelf)+top shelf	TH420087M	165,50	PC
d*h*I 400x2005x1035, 4 shelves(200kg/shelf)+top shelf	TH420105M	136,30	PC
d*h*I 400x2005x1035, 5 shelves(200kg/shelf)+top shelf	TH420106M	150,90	PC
d*h*I 400x2005x1035, 6 shelves(200kg/shelf)+top shelf	TH420107M	165,50	PC
d*h*I 400x2005x1235, 4 shelves(200kg/shelf)+top shelf	TH420125M	150,80	PC
d*h*I 400x2005x1235, 5 shelves(150kg/shelf)+top shelf	TH420126M	168,30	PC
d*h*I 400x2005x1235, 6 shelves(150kg/shelf)+top shelf	TH420127M	185,80	PC
d*h*I 400x2005x1635, 5 shelves(200kg/shelf)+top shelf	TH420166M	267,00	PC
d*h*I 400x2005x1835, 5 shelves(200kg/shelf)+top shelf	TH420186M	267,00	PC
d*h*I 400x2005x2035, 5 shelves(200kg/shelf)+top shelf	TH420206M	267,00	PC

Valid until further notice.

DEPTH 400 MM AND HEIGHT 2005 MM, continue

	Code	Price	Unit
d*h*I 400x2005x2235, 5 shelves(200kg/shelf)+top shelf	TH420226M	284,40	PC
d*h*I 400x2005x2435, 5 shelves(200kg/shelf)+top shelf	TH420246M	389,40	PC
d*h*I 400x2005x2635, 5 shelves(200kg/shelf)+top shelf	TH420266M	389,40	PC
d*h*I 400x2005x2835, 5 shelves(200kg/shelf)+top shelf	TH420286M	389,40	PC
d*h*I 400x2005x3035, 5 shelves(200kg/shelf)+top shelf	TH420306M	389,40	PC
d*h*I 400x2005x3235, 5 shelves(200kg/shelf)+top shelf	TH420326M	505,50	PC
d*h*I 400x2005x3435, 5 shelves(200kg/shelf)+top shelf	TH420346M	505,50	PC
d*h*I 400x2005x3635, 5 shelves(200kg/shelf)+top shelf	TH420366M	505,50	PC
d*h*I 400x2005x3835, 5 shelves(200kg/shelf)+top shelf	TH420386M	505,50	PC
d*h*I 400x2005x4035, 5 shelves(200kg/shelf)+top shelf	TH420406M	505,50	PC
d*h*I 400x2005x4235, 5 shelves(200kg/shelf)+top shelf	TH420426M	627,90	PC
d*h*I 400x2005x4435, 5 shelves(200kg/shelf)+top shelf	TH420446M	627,90	PC
d*h*I 400x2005x4635, 5 shelves(200kg/shelf)+top shelf	TH420466M	627,90	PC
d*h*I 400x2005x4835, 5 shelves(200kg/shelf)+top shelf	TH420486M	627,90	PC
d*h*I 400x2005x5035, 5 shelves(200kg/shelf)+top shelf	TH420506M	627,90	PC
d*h*I 400x2005x5235, 5 shelves(200kg/shelf)+top shelf	TH420526M	744,00	PC
d*h*I 400x2005x5435, 5 shelves(200kg/shelf)+top shelf	TH420546M	744,00	PC
d*h*I 400x2005x5635, 5 shelves(200kg/shelf)+top shelf	TH420566M	744,00	PC
d*h*I 400x2005x5835, 5 shelves(200kg/shelf)+top shelf	TH420586M	744,00	PC
d*h*I 400x2005x6035, 5 shelves(200kg/shelf)+top shelf	TH420606M	744,00	PC

DEPTH 400 MM AND HEIGHT 2371 MM

	Code	Price	Unit
d*h*I 400x2371x835, 5 shelves(200kg/shelf)+top shelf	TH424086M	160,50	PC
d*h*I 400x2371x835, 6 shelves(200kg/shelf)+top shelf	TH424087M	175,10	PC
d*h*I 400x2371x1035, 5 shelves(200kg/shelf)+top shelf	TH424106M	160,50	PC
d*h*I 400x2371x1035, 6 shelves(200kg/shelf)+top shelf	TH424107M	175,10	PC
d*h*I 400x2371x1235, 5 shelves(150kg/shelf)+top shelf	TH424126M	177,90	PC
d*h*I 400x2371x1235, 6 shelves(150kg/shelf)+top shelf	TH424127M	195,40	PC
d*h*I 400x2371x1635, 6 shelves(200kg/shelf)+top shelf	TH424167M	310,60	PC
d*h*I 400x2371x1835, 6 shelves(200kg/shelf)+top shelf	TH424187M	310,60	PC
d*h*I 400x2371x2035, 6 shelves(200kg/shelf)+top shelf	TH424207M	310,60	PC
d*h*I 400x2371x2235, 6 shelves(150kg/shelf)+top shelf	TH424227M	330,90	PC
d*h*I 400x2371x2435, 6 shelves(200kg/shelf)+top shelf	TH424247M	452,40	PC
d*h*I 400x2371x2635, 6 shelves(200kg/shelf)+top shelf	TH424267M	452,40	PC
d*h*I 400x2371x2835, 6 shelves(200kg/shelf)+top shelf	TH424287M	452,40	PC
d*h*I 400x2371x3035, 6 shelves(200kg/shelf)+top shelf	TH424307M	452,40	PC
d*h*I 400x2371x3235, 6 shelves(200kg/shelf)+top shelf	TH424327M	587,90	PC
d*h*I 400x2371x3435, 6 shelves(200kg/shelf)+top shelf	TH424347M	587,90	PC
d*h*I 400x2371x3635, 6 shelves(200kg/shelf)+top shelf	TH424367M	587,90	PC
d*h*I 400x2371x3835, 6 shelves(200kg/shelf)+top shelf	TH424387M	587,90	PC
d*h*I 400x2371x4035, 6 shelves(200kg/shelf)+top shelf	TH424407M	587,90	PC
d*h*I 400x2371x4235, 6 shelves(200kg/shelf)+top shelf	TH424427M	729,70	PC
d*h*I 400x2371x4435, 6 shelves(200kg/shelf)+top shelf	TH424447M	729,70	PC
d*h*I 400x2371x4635, 6 shelves(200kg/shelf)+top shelf	TH424467M	729,70	PC
d*h*I 400x2371x4835, 6 shelves(200kg/shelf)+top shelf	TH424487M	729,70	PC
d*h*I 400x2371x5035, 6 shelves(200kg/shelf)+top shelf	TH424507M	729,70	PC
d*h*I 400x2371x5235, 6 shelves(200kg/shelf)+top shelf	TH424527M	865,20	PC
d*h*I 400x2371x5435, 6 shelves(200kg/shelf)+top shelf	TH424547M	865,20	PC
d*h*I 400x2371x5635, 6 shelves(200kg/shelf)+top shelf	TH424567M	865,20	PC
d*h*I 400x2371x5835, 6 shelves(200kg/shelf)+top shelf	TH424587M	865,20	PC
d*h*I 400x2371x6035, 6 shelves(200kg/shelf)+top shelf	TH424607M	865,20	PC

DEPTH 500 MM AND HEIGHT 2005 MM

	Code	Price	Unit
d*h*I 500x2005x835, 5 shelves(200kg/shelf)+top shelf	TH520086M	168,70	PC
d*h*I 500x2005x1035, 4 shelves(200kg/shelf)+top shelf	TH520105M	151,50	PC
d*h*I 500x2005x1035, 5 shelves(200kg/shelf)+top shelf	TH520106M	168,70	PC
d*h*I 500x2005x1035, 6 shelves(200kg/shelf)+top shelf	TH520107M	185,90	PC
d*h*I 500x2005x1635, 5 shelves(200kg/shelf)+top shelf	TH520166M	301,50	PC
d*h*I 500x2005x1835, 5 shelves(200kg/shelf)+top shelf	TH520186M	301,50	PC
d*h*I 500x2005x2035, 5 shelves(200kg/shelf)+top shelf	TH520206M	301,50	PC
d*h*I 500x2005x2435, 5 shelves(200kg/shelf)+top shelf	TH520246M	440,60	PC
d*h*I 500x2005x2635, 5 shelves(200kg/shelf)+top shelf	TH520266M	440,60	PC
d*h*I 500x2005x2835, 5 shelves(200kg/shelf)+top shelf	TH520286M	440,60	PC
d*h*I 500x2005x3035, 5 shelves(200kg/shelf)+top shelf	TH520306M	440,60	PC
d*h*I 500x2005x3235, 5 shelves(200kg/shelf)+top shelf	TH520326M	573,40	PC
d*h*I 500x2005x3435, 5 shelves(200kg/shelf)+top shelf	TH520346M	573,40	PC
d*h*I 500x2005x3635, 5 shelves(200kg/shelf)+top shelf	TH520366M	573,40	PC
d*h*I 500x2005x3835, 5 shelves(200kg/shelf)+top shelf	TH520386M	573,40	PC
d*h*I 500x2005x4035, 5 shelves(200kg/shelf)+top shelf	TH520406M	573,40	PC
d*h*I 500x2005x4235, 5 shelves(200kg/shelf)+top shelf	TH520426M	712,50	PC
d*h*I 500x2005x4435, 5 shelves(200kg/shelf)+top shelf	TH520446M	712,50	PC
d*h*I 500x2005x4635, 5 shelves(200kg/shelf)+top shelf	TH520466M	712,50	PC
d*h*I 500x2005x4835, 5 shelves(200kg/shelf)+top shelf	TH520486M	712,50	PC
d*h*I 500x2005x5035, 5 shelves(200kg/shelf)+top shelf	TH520506M	712,50	PC
d*h*I 500x2005x5235, 5 shelves(200kg/shelf)+top shelf	TH520526M	845,30	PC
d*h*I 500x2005x5435, 5 shelves(200kg/shelf)+top shelf	TH520546M	845,30	PC
d*h*I 500x2005x5635, 5 shelves(200kg/shelf)+top shelf	TH520566M	845,30	PC
d*h*I 500x2005x5835, 5 shelves(200kg/shelf)+top shelf	TH520586M	845,30	PC
d*h*I 500x2005x6035, 5 shelves(200kg/shelf)+top shelf	TH520606M	845,30	PC

DEPTH 500 MM AND HEIGHT 2371 MM

	Code	Price	Unit
d*h*I 500x2371x835, 6 shelves(200kg/shelf)+top shelf	TH524087M	195,50	PC
d*h*I 500x2371x1035, 5 shelves(200kg/shelf)+top shelf	TH524106M	178,30	PC
d*h*I 500x2371x1035, 6 shelves(200kg/shelf)+top shelf	TH524107M	195,50	PC
d*h*I 500x2371x1635, 6 shelves(200kg/shelf)+top shelf	TH524167M	350,30	PC
d*h*I 500x2371x1835, 6 shelves(200kg/shelf)+top shelf	TH524187M	350,30	PC
d*h*I 500x2371x2035, 6 shelves(200kg/shelf)+top shelf	TH524207M	350,30	PC
d*h*I 500x2371x2435, 6 shelves(200kg/shelf)+top shelf	TH524247M	511,40	PC
d*h*I 500x2371x2635, 6 shelves(200kg/shelf)+top shelf	TH524267M	511,40	PC
d*h*I 500x2371x2835, 6 shelves(200kg/shelf)+top shelf	TH524287M	511,40	PC
d*h*I 500x2371x3035, 6 shelves(200kg/shelf)+top shelf	TH524307M	511,40	PC
d*h*I 500x2371x3235, 6 shelves(200kg/shelf)+top shelf	TH524327M	666,20	PC
d*h*I 500x2371x3435, 6 shelves(200kg/shelf)+top shelf	TH524347M	666,20	PC
d*h*I 500x2371x3635, 6 shelves(200kg/shelf)+top shelf	TH524367M	666,20	PC
d*h*I 500x2371x3835, 6 shelves(200kg/shelf)+top shelf	TH524387M	666,20	PC
d*h*I 500x2371x4035, 6 shelves(200kg/shelf)+top shelf	TH524407M	666,20	PC
d*h*I 500x2371x4235, 6 shelves(200kg/shelf)+top shelf	TH524427M	827,30	PC
d*h*I 500x2371x4435, 6 shelves(200kg/shelf)+top shelf	TH524447M	827,30	PC
d*h*I 500x2371x4635, 6 shelves(200kg/shelf)+top shelf	TH524467M	827,30	PC
d*h*I 500x2371x4835, 6 shelves(200kg/shelf)+top shelf	TH524487M	827,30	PC
d*h*I 500x2371x5035, 6 shelves(200kg/shelf)+top shelf	TH524507M	827,30	PC
d*h*I 500x2371x5235, 6 shelves(200kg/shelf)+top shelf	TH524527M	982,10	PC
d*h*I 500x2371x5435, 6 shelves(200kg/shelf)+top shelf	TH524547M	982,10	PC
d*h*I 500x2371x5635, 6 shelves(200kg/shelf)+top shelf	TH524567M	982,10	PC
d*h*I 500x2371x5835, 6 shelves(200kg/shelf)+top shelf	TH524587M	982,10	PC
d*h*I 500x2371x6035, 6 shelves(200kg/shelf)+top shelf	TH524607M	982,10	PC

DEPTH 600 MM AND HEIGHT 2005 MM

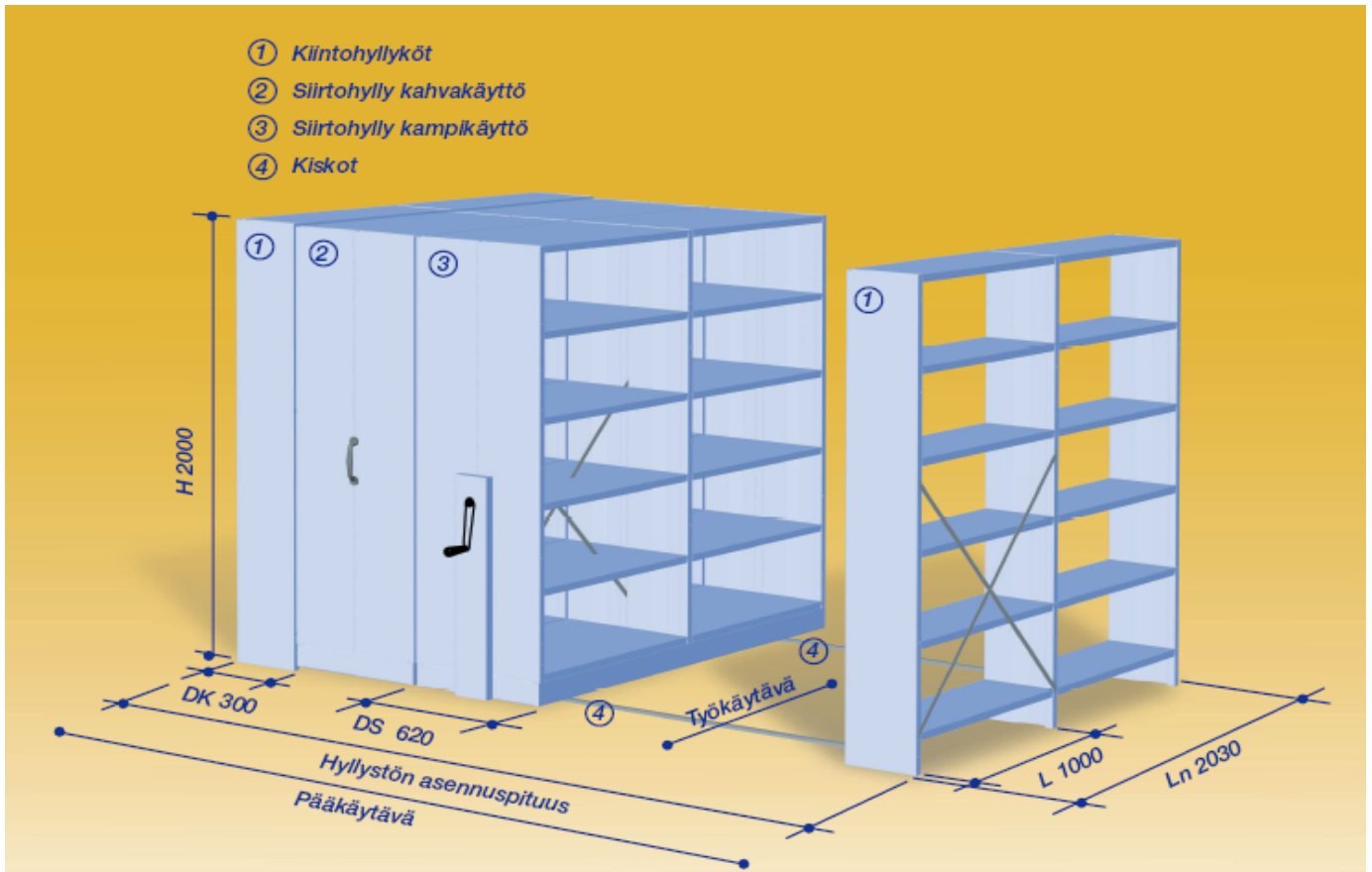
	Code	Price	Unit
d*h*I 600x2005x835, 5 shelves(200kg/shelf)+top shelf	TH620086M	185,30	PC
d*h*I 600x2005x1035, 4 shelves(200kg/shelf)+top shelf	TH620105M	165,70	PC
d*h*I 600x2005x1035, 5 shelves(200kg/shelf)+top shelf	TH620106M	185,30	PC
d*h*I 600x2005x1635, 5 shelves(200kg/shelf)+top shelf	TH620166M	333,60	PC
d*h*I 600x2005x1835, 5 shelves(200kg/shelf)+top shelf	TH620186M	333,60	PC
d*h*I 600x2005x2035, 5 shelves(200kg/shelf)+top shelf	TH620206M	333,60	PC
d*h*I 600x2005x2435, 5 shelves(200kg/shelf)+top shelf	TH620246M	488,20	PC
d*h*I 600x2005x2635, 5 shelves(200kg/shelf)+top shelf	TH620266M	488,20	PC
d*h*I 600x2005x2835, 5 shelves(200kg/shelf)+top shelf	TH620286M	488,20	PC
d*h*I 600x2005x3035, 5 shelves(200kg/shelf)+top shelf	TH620306M	488,20	PC
d*h*I 600x2005x3235, 5 shelves(200kg/shelf)+top shelf	TH620326M	636,50	PC
d*h*I 600x2005x3435, 5 shelves(200kg/shelf)+top shelf	TH620346M	636,50	PC
d*h*I 600x2005x3635, 5 shelves(200kg/shelf)+top shelf	TH620366M	636,50	PC
d*h*I 600x2005x3835, 5 shelves(200kg/shelf)+top shelf	TH620386M	636,50	PC
d*h*I 600x2005x4035, 5 shelves(200kg/shelf)+top shelf	TH620406M	636,50	PC
d*h*I 600x2005x4235, 5 shelves(200kg/shelf)+top shelf	TH620426M	791,10	PC
d*h*I 600x2005x4435, 5 shelves(200kg/shelf)+top shelf	TH620446M	791,10	PC
d*h*I 600x2005x4635, 5 shelves(200kg/shelf)+top shelf	TH620466M	791,10	PC
d*h*I 600x2005x4835, 5 shelves(200kg/shelf)+top shelf	TH620486M	791,10	PC
d*h*I 600x2005x5035, 5 shelves(200kg/shelf)+top shelf	TH620506M	791,10	PC
d*h*I 600x2005x5235, 5 shelves(200kg/shelf)+top shelf	TH620526M	939,40	PC
d*h*I 600x2005x5435, 5 shelves(200kg/shelf)+top shelf	TH620546M	939,40	PC
d*h*I 600x2005x5635, 5 shelves(200kg/shelf)+top shelf	TH620566M	939,40	PC
d*h*I 600x2005x5835, 5 shelves(200kg/shelf)+top shelf	TH620586M	939,40	PC
d*h*I 600x2005x6035, 5 shelves(200kg/shelf)+top shelf	TH620606M	939,40	PC

DEPTH 600 MM AND HEIGHT 2371 MM

	Code	Price	Unit
d*h*I 600x2371x835, 6 shelves(200kg/shelf)+top shelf	TH624087M	214,50	PC
d*h*I 600x2371x1035, 5 shelves(200kg/shelf)+top shelf	TH624106M	194,90	PC
d*h*I 600x2371x1035, 6 shelves(200kg/shelf)+top shelf	TH624107M	214,50	PC
d*h*I 600x2371x1635, 6 shelves(200kg/shelf)+top shelf	TH624167M	387,20	PC
d*h*I 600x2371x1835, 6 shelves(200kg/shelf)+top shelf	TH624187M	387,20	PC
d*h*I 600x2371x2035, 6 shelves(200kg/shelf)+top shelf	TH624207M	387,20	PC
d*h*I 600x2371x2435, 6 shelves(200kg/shelf)+top shelf	TH624247M	566,20	PC
d*h*I 600x2371x2635, 6 shelves(200kg/shelf)+top shelf	TH624267M	566,20	PC
d*h*I 600x2371x2835, 6 shelves(200kg/shelf)+top shelf	TH624287M	566,20	PC
d*h*I 600x2371x3035, 6 shelves(200kg/shelf)+top shelf	TH624307M	566,20	PC
d*h*I 600x2371x3235, 6 shelves(200kg/shelf)+top shelf	TH624327M	738,90	PC
d*h*I 600x2371x3435, 6 shelves(200kg/shelf)+top shelf	TH624347M	738,90	PC
d*h*I 600x2371x3635, 6 shelves(200kg/shelf)+top shelf	TH624367M	738,90	PC
d*h*I 600x2371x3835, 6 shelves(200kg/shelf)+top shelf	TH624387M	738,90	PC
d*h*I 600x2371x4035, 6 shelves(200kg/shelf)+top shelf	TH624407M	738,90	PC
d*h*I 600x2371x4235, 6 shelves(200kg/shelf)+top shelf	TH624427M	917,90	PC
d*h*I 600x2371x4435, 6 shelves(200kg/shelf)+top shelf	TH624447M	917,90	PC
d*h*I 600x2371x4635, 6 shelves(200kg/shelf)+top shelf	TH624467M	917,90	PC
d*h*I 600x2371x4835, 6 shelves(200kg/shelf)+top shelf	TH624487M	917,90	PC
d*h*I 600x2371x5035, 6 shelves(200kg/shelf)+top shelf	TH624507M	917,90	PC
d*h*I 600x2371x5235, 6 shelves(200kg/shelf)+top shelf	TH624527M	1090,60	PC
d*h*I 600x2371x5435, 6 shelves(200kg/shelf)+top shelf	TH624547M	1090,60	PC
d*h*I 600x2371x5635, 6 shelves(200kg/shelf)+top shelf	TH624567M	1090,60	PC
d*h*I 600x2371x5835, 6 shelves(200kg/shelf)+top shelf	TH624587M	1090,60	PC
d*h*I 600x2371x6035, 6 shelves(200kg/shelf)+top shelf	TH624607M	1090,60	PC

Head (= standard shelf) is also usable when needed

PUNTA SH MOBILE SHELVES



1. Fixed shelves 2. Mobile shelves with handle 3. Mobile shelves with crank 4. Rails

Overall width Ds	Depth of shelf
520 mm	2*250 mm
620 mm	2*300 mm
660 mm	2*300 mm
820 mm	2*400 mm
1020 mm	2*500 mm

Lengths of shelf element L

800 mm
 1000 mm
 1200 mm (only for 300 and 400 mm shelf depths)

Overall length of the shelves Ln is sum of the units length L + 30 mm
 = 830... 6030 mm

Crank handle increases the length 170 mm

Overall height H included washer	
4 shelves + roof	1635 mm
5 shelves + roof	2001 mm
6 shelves + roof	2367 mm

By file folder pitch the free interval of shelves is 331 mm

The Shelves can be adjusted along intervals of 61 cm, without loose supports.

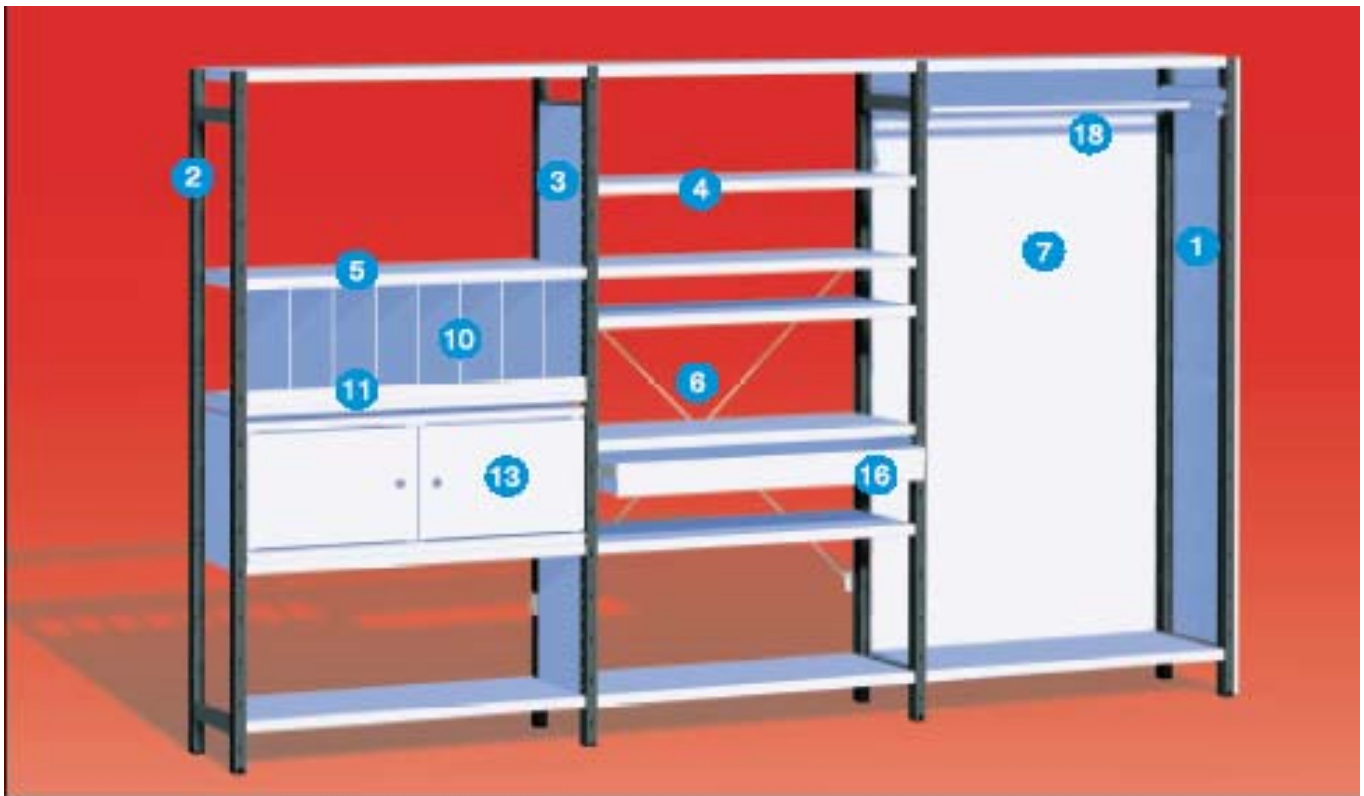
PRICE BY OFFER

Standard colour is RAL9002 greywhite, hot-tip galvanised mountings

Painted with proenvironmental powder coating

Front edges could be painted by Punta colour chart colours

PUNTA PTH SHELVES FOR SMALL ARTICLES



- 1. GABLE WALL
- 2. LADDER
- 3. DIVIDING WALL
- 4. SHELF
- 5. SHELF perforated for dividing plates
- 6. GROSS BRACE
- 7. BACK PLATES
- 9. BOOK SUPPORT *
- 10. DIVIDER
- 11. FRONT EDGE LIST
- 13. LOCKER
- 14. FILE FOLDER RACK *
- 15. PULL-OUT TOP

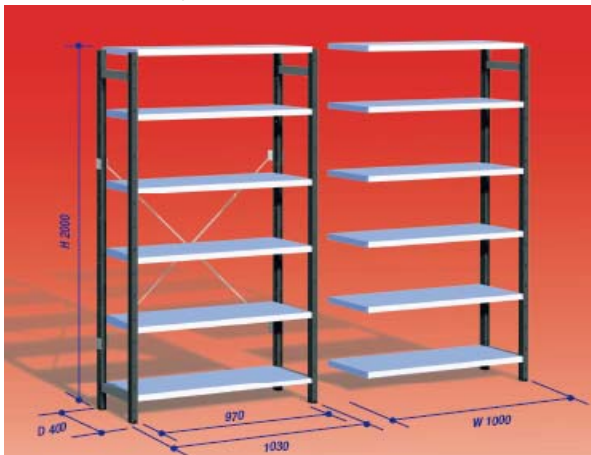
- 16. DRAWER
- 17. R-BACK PLATE *
- 18. CLOTH RAIL
- 19. LABEL FRAME *

*= NOT IN THE PICTURE

Standard colour: Open frame dark gray RAL 7043
 Trussing, clothes rail and fittings are hot-galvanised
 Other parts are standard greywhite RAL 9002
 Painted with proenvironmental powder coating

Load capacity of the shelves are 80..200 kg depending on the type.
 Load capacity of one shelf: 1500 kg if the height is < 2500 mm,
 3500 kg if the height is 3000 mm (s=1 mm)
 These are the load capacities presuming that
 the height of the bottom shelf from the floor is max.200 mm
 and the other shelf intervals are about 400 mm.

The Shelves adjustment with 25 mm space.




Height H**:	2000 mm
	2250 mm
	2500 mm
	3000 mm
Depth D:	300 mm
	400 mm
	500 mm
	600 mm
Widht L:	800 mm
	1000 mm
	1200 mm*

*depth only 300 and 400 mm

**Plugs in bottom and end increase the total height 10mm

1. GABLE WALL



	Code	Price	Unit
GABLE WALL 300x2000 IN ELEMENTS	PS320	17,51	PC
GABLE WALL 300x2250 IN ELEMENTS	PS322	*	PC
GABLE WALL 300x2500 IN ELEMENTS	PS325	*	PC
GABLE WALL 300x3000 IN ELEMENTS	PS330	26,26	PC
GABLE WALL 400x2000 IN ELEMENTS	PS420	20,80	PC
GABLE WALL 400x2250 IN ELEMENTS	PS422	*	PC
GABLE WALL 400x2500 IN ELEMENTS	PS425	*	PC
GABLE WALL 400x3000 IN ELEMENTS	PS430	31,19	PC
GABLE WALL 500x2000 IN ELEMENTS	PS520	31,18	PC
GABLE WALL 500x2250 IN ELEMENTS	PS522	*	PC
GABLE WALL 500x2500 IN ELEMENTS	PS525	*	PC
GABLE WALL 500x3000 IN ELEMENTS	PS530	46,77	PC
GABLE WALL 600x2000 IN ELEMENTS	PS620	33,92	PC
GABLE WALL 600x2250 IN ELEMENTS	PS622	*	PC
GABLE WALL 600x2500 IN ELEMENTS	PS625	*	PC
GABLE WALL 600x3000 IN ELEMENTS	PS630	50,88	PC

Gable wall will be attached on the ladder.


2. LADDER



	Code	Price	Unit
PTH LADDER 300x2010 IN ELEMENTS	AT320	25,29	PC
PTH LADDER 300x2260 IN ELEMENTS	AT322	29,37	PC
PTH LADDER 300x2510 IN ELEMENTS	AT325	31,37	PC
PTH LADDER 400x2010 IN ELEMENTS	AT420	26,11	PC
PTH LADDER 400x2260 IN ELEMENTS	AT422	30,60	PC
PTH LADDER 400x2510 IN ELEMENTS	AT425	32,60	PC
PTH LADDER 400x3010 IN ELEMENTS	AT430	40,12	PC
PTH LADDER 500x2010 IN ELEMENTS	AT520	26,95	PC
PTH LADDER 500x2260 IN ELEMENTS	AT522	31,86	PC
PTH LADDER 500x2510 IN ELEMENTS	AT525	33,86	PC
PTH LADDER 500x3010 IN ELEMENTS	AT530	41,38	PC
PTH LADDER 600x2010 IN ELEMENTS	AT620	27,53	PC
PTH LADDER 600x2260 IN ELEMENTS	AT622	32,73	PC
PTH LADDER 600x2510 IN ELEMENTS	AT625	34,73	PC
PTH LADDER 600x3010 IN ELEMENTS	AT630	42,25	PC

Plastic bottom and end blugs are included in the delivery
 Standard colour: Ladder dark gray RAL 7043


19. LABEL FRAME



	Code	Price	Unit
LABEL FRAME METAL A5	KKA5	7,04	PC
LABEL FRAME PLASTIC A4	KKMA4	4,20	PC

*Price by offer

3. DIVIDING WALL



	Code	Price	Unit
DIVIDING WALL 300x2000 IN ELEMENTS	VS320	*	PC
DIVIDING WALL 300x2250 IN ELEMENTS	VS322	*	PC
DIVIDING WALL 300x2500 IN ELEMENTS	VS325	*	PC
DIVIDING WALL 300x3000 IN ELEMENTS	VS330	*	PC
DIVIDING WALL 400x2000 IN ELEMENTS	VS420	*	PC
DIVIDING WALL 400x2250 IN ELEMENTS	VS422	*	PC
DIVIDING WALL 400x2500 IN ELEMENTS	VS425	*	PC
DIVIDING WALL 400x3000 IN ELEMENTS	VS430	*	PC
DIVIDING WALL 500x2000 IN ELEMENTS	VS520	*	PC
DIVIDING WALL 500x2250 IN ELEMENTS	VS522	*	PC
DIVIDING WALL 500x2500 IN ELEMENTS	VS525	*	PC
DIVIDING WALL 500x3000 IN ELEMENTS	VS530	*	PC
DIVIDING WALL 600x2000 IN ELEMENTS	VS620	*	PC
DIVIDING WALL 600x2250 IN ELEMENTS	VS622	*	PC
DIVIDING WALL 600x2500 IN ELEMENTS	VS625	*	PC
DIVIDING WALL 600x3000 IN ELEMENTS	VS630	*	PC


4. SHELF



Item/dimensions/load capacity	Code	Price	Unit
SHELF 300* 770, max. 80kg	HA308	10,80	PC
SHELF 300* 970, max. 80kg	HA310	10,80	PC
SHELF 300*1170, max. 100kg	HA312	14,50	PC
SHELF 400* 770, max. 80kg	HA408	12,80	PC
SHELF 400* 970, max. 80kg	HA410	12,80	PC
SHELF 400* 770, max. 200kg	HM408	14,60	PC
SHELF 400* 970, max. 200kg	HM410	14,60	PC
SHELF 400*1170, max. 150kg	HM412	17,50	PC
SHELF 500* 770, max. 200kg	HM508	17,20	PC
SHELF 500* 970, max. 200kg	HM510	17,20	PC
SHELF 600* 770, max. 200kg	HM608	19,60	PC
SHELF 600* 970, max. 200kg	HM610	19,60	PC
PTH SHELF SUPPORT ZN.(HM)	HTK	0,23	PC
SUPPORT 2,0*14*44 galv.(HA)	KAN	0,23	PC

Shelf supports 4 pcs/ shelf


5. SHELF perforated for dividing plates



	Code	Price	Unit
SHELF 300* 770, max. 80kg	HA308R	*	PC
SHELF 300*970, max. 80kg	HA310R	12,60	PC
SHELF 400* 770, max. 150kg	HM408R	*	PC
SHELF 400* 970, max. 150kg	HM410R	16,40	PC


*Price by offer

6. GROSS BRACE



	Code	Price	Unit
GROSS BRACE 800/1000/1200	TTR	16,38	SET

7. BACK PLATES



	Code	Price	Unit
PTH-BACK PLATE 2000..2500*830	PTH-TL0825	50,00	SET
PTH-BACK PLATE 3000*830	PTH-TL0830	75,00	SET
PTH-BACK PLATE 2000..2500*1030	PTH-TL1025	50,00	SET
PTH-BACK PLATE 3000*1030	PTH-TL1030	75,00	SET
PTH-BACK PLATE 2000..2500*1230	PTH-TL1225	60,00	SET
PTH-BACK PLATE 3000*1230	PTH-TL1230	90,00	SET

Back plate is in two or three elements, and it will be overlapped by height.
 Fastening screws are included in the delivery


9. BOOK SUPPORT



	Code	Price	Unit
BOOK SUPPORT h*d 220*230	KT	6,00	PC


*Price by offer

10. DIVIDER



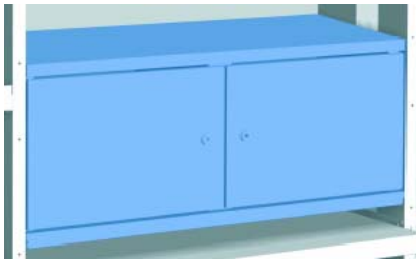
Item/dimensions	Code	Price	Unit
DIVIDER 300*212	JL3021	*	PC
DIVIDER 300*334	JL3033	4,93	PC
DIVIDER 300*395	JL3039	*	PC
DIVIDER 400*212	JL4021	*	PC
DIVIDER 400*334	JL4033	5,50	PC
DIVIDER 400*395	JL4039	*	PC

11. FRONT EDGE LIST



Item/dimensions	Code	Price	Unit
FRONT EDGE LIST 15*770 RAL9002	ERL080	7,14	PC
FRONT EDGE LIST 15*970 RAL9002	ERL100	7,95	PC

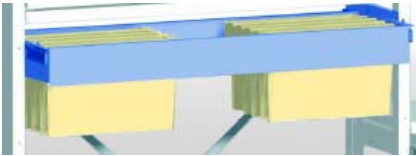
13. LOCKER



Item/dimensions	Code	Price	Unit
LOCKER D300*H400*W770	2LK08	*	PC
LOCKER D300*H400*W970	2LK	*	PC
LOCKER D400*H770*W400	402LK08	*	PC
LOCKER D400*H400*W970	402LK	*	PC
Double lockers with Abloy-locks			

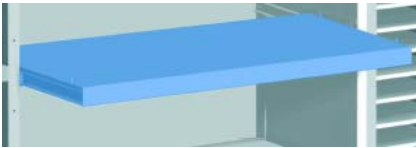
*Price by offer

14. FILE FOLDER RACK



Item/dimensions	Code	Price	Unit
FILE FOLDER RACK A4 300*770	RK308	87,00	PC
FILE FOLDER RACK A4 300*970	RK310	87,00	PC
FILE FOLDER RACK A4 400*770	RK408	87,00	PC
FILE FOLDER RACK A4 400*970	RK410	87,00	PC
100% PULL-OUT			

15. PULL-OUT TOP




Item/dimensions	Code	Price	Unit
PULL-OUT TOP D*W 400*770	UVT408	*	PC
PULL-OUT TOP D*W 400*970	UVT410	87,00	PC
PULL-OUT TOP D*W 500*770	UVT508	*	PC
PULL-OUT TOP D*W 500*970	UVT510	95,70	PC
100% PULL-OUT			

16. DRAWER




Item/dimensions	Code	Price	Unit
DRAWER 400*970*100	VL41010	87,00	PC
DRAWER 500*970*100	VL51010	95,70	PC

17. R-BACK PLATE



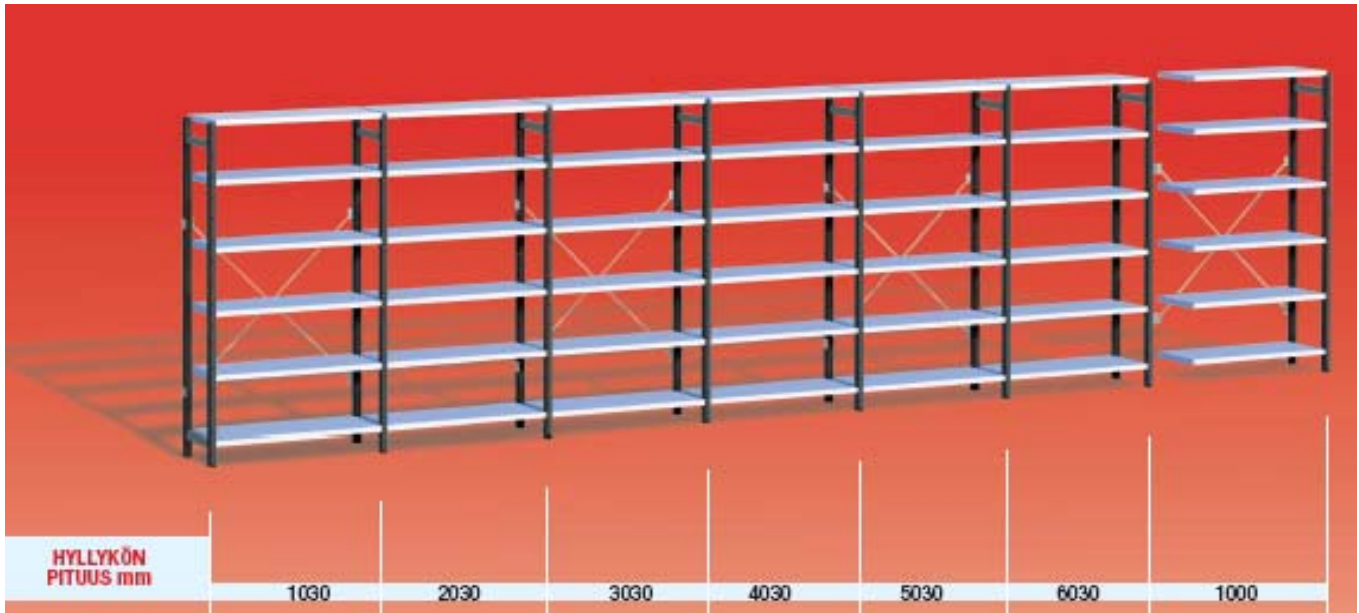
Item/dimensions	Code	Price	Unit
9mm R-BACK PLATE 1.5x600x770	RTL6077	50,00	PC
9mm R-BACK PLATE 1.5x600x970	RTL6097	50,00	PC

18. CLOTH RAIL



Item/dimensions	Code	Price	Unit
CLOTH RAIL SUPPORT / PAIR	VTK30	7,00	PAIR
CLOTH RAIL SUPPORT / PAIR	VTK40	7,00	PAIR
CLOTH RAIL SUPPORT / PAIR	VTK50	7,50	PAIR
CLOTH RAIL hot-galvanised 2*535*28	VT060A	6,00	PC
CLOTH RAIL hot-galvanised 2*767*28	VT080	8,00	PC
CLOTH RAIL hot-galvanised 2*967*28	VT100	8,00	PC

PUNTA PTH SHELVES FOR SMALL ARTICLES PRICE SAMPLES



PTH-SHELVES FOR SMALL ARTICLES WITH OPEN FRAMES AND BACKGROUND TRUSSING

CLARIFICATIONS FOR PRICE LIST: d=DEPTH
 h=HEIGHT
 l=LENGTH/WIDHT

DEPTH 300 MM AND HEIGHT 2005 MM

	Code	Price	Unit
d*h*l 300*2005*1030, 5 shelves(80kg/shelf)+top shelf	PTH320106A	137,29	PC
d*h*l 300*2005*2030, 5 shelves(80kg/shelf)+top shelf	PTH320206A	232,93	PC
d*h*l 300*2005*3030, 5 shelves(80kg/shelf)+top shelf	PTH320306A	344,93	PC
d*h*l 300*2005*4030, 5 shelves(80kg/shelf)+top shelf	PTH320406A	440,57	PC
d*h*l 300*2005*5030, 5 shelves(80kg/shelf)+top shelf	PTH320506A	552,57	PC
d*h*l 300*2005*6030, 5 shelves(80kg/shelf)+top shelf	PTH320606A	648,20	PC

DEPTH 300 MM AND HEIGHT 2260 MM

	Code	Price	Unit
d*h*l 300*2260*1030, 6 shelves(80kg/shelf)+top shelf	PTH322107A	157,18	PC
d*h*l 300*2260*2030, 6 shelves(80kg/shelf)+top shelf	PTH322207A	268,62	PC
d*h*l 300*2260*3030, 6 shelves(80kg/shelf)+top shelf	PTH322307A	396,42	PC
d*h*l 300*2260*4030, 6 shelves(80kg/shelf)+top shelf	PTH322407A	507,86	PC
d*h*l 300*2260*5030, 6 shelves(80kg/shelf)+top shelf	PTH322507A	635,67	PC
d*h*l 300*2260*6030, 6 shelves(80kg/shelf)+top shelf	PTH322607A	747,11	PC

DEPTH 300 MM AND HEIGHT 2510 MM

	Code	Price	Unit
d*h*l 300*2510*1030, 7 shelves(80kg/shelf)+top shelf	PTH325108A	172,90	PC
d*h*l 300*2510*2030, 7 shelves(80kg/shelf)+top shelf	PTH325208A	298,06	PC
d*h*l 300*2510*3030, 7 shelves(80kg/shelf)+top shelf	PTH325308A	439,60	PC
d*h*l 300*2510*4030, 7 shelves(80kg/shelf)+top shelf	PTH325408A	564,76	PC
d*h*l 300*2510*5030, 7 shelves(80kg/shelf)+top shelf	PTH325508A	706,29	PC
d*h*l 300*2510*6030, 7 shelves(80kg/shelf)+top shelf	PTH325608A	831,45	PC

DEPTH 400 MM AND HEIGHT 2005 MM	Code	Price	Unit
d*h*I 400*2005*1030, 5 shelves (80kg/shelf)+top shelf	PTH420106A	150,93	PC
d*h*I 400*2005*1030, 5 shelves(200kg/shelf)+top shelf	PTH420106M	161,73	PC
d*h*I 400*2005*2030, 5 shelves (80kg/shelf)+top shelf	PTH420206A	259,39	PC
d*h*I 400*2005*2030, 5 shelves(200kg/shelf)+top shelf	PTH420206M	280,99	PC
d*h*I 400*2005*3030, 5 shelves (80kg/shelf)+top shelf	PTH420306A	384,21	PC
d*h*I 400*2005*3030, 5 shelves(200kg/shelf)+top shelf	PTH420306M	416,61	PC
d*h*I 400*2005*4030, 5 shelves (80kg/shelf)+top shelf	PTH420406A	492,67	PC
d*h*I 400*2005*4030, 5 shelves(200kg/shelf)+top shelf	PTH420406M	535,87	PC
d*h*I 400*2005*5030, 5 shelves (80kg/shelf)+top shelf	PTH420506A	617,49	PC
d*h*I 400*2005*5030, 5 shelves(200kg/shelf)+top shelf	PTH420506M	671,49	PC
d*h*I 400*2005*6030, 5 shelves (80kg/shelf)+top shelf	PTH420606A	725,94	PC
d*h*I 400*2005*6030, 5 shelves(200kg/shelf)+top shelf	PTH420606M	790,74	PC

DEPTH 400 MM AND HEIGHT 2260 MM	Code	Price	Unit
d*h*I 400*2260*1030, 6 shelves (80kg/shelf)+top shelf	PTH422107A	173,64	PC
d*h*I 400*2260*1030,6 shelves(200kg/shelf)+top shelf	PTH422107M	186,24	PC
d*h*I 400*2260*2030, 6 shelves (80kg/shelf)+top shelf	PTH422207A	300,31	PC
d*h*I 400*2260*2030,6 shelves(200kg/shelf)+top shelf	PTH422207M	325,51	PC
d*h*I 400*2260*3030, 6 shelves (80kg/shelf)+top shelf	PTH422307A	443,34	PC
d*h*I 400*2260*3030,6 shelves(200kg/shelf)+top shelf	PTH422307M	481,14	PC
d*h*I 400*2260*4030, 6 shelves (80kg/shelf)+top shelf	PTH422407A	570,01	PC
d*h*I 400*2260*4030,6 shelves(200kg/shelf)+top shelf	PTH422407M	620,41	PC
d*h*I 400*2260*5030, 6 shelves (80kg/shelf)+top shelf	PTH422507A	713,05	PC
d*h*I 400*2260*5030,6 shelves(200kg/shelf)+top shelf	PTH422507M	776,05	PC
d*h*I 400*2260*6030, 6 shelves (80kg/shelf)+top shelf	PTH422607A	839,72	PC
d*h*I 400*2260*6030,6 shelves(200kg/shelf)+top shelf	PTH422607M	915,32	PC

DEPTH 400 MM AND HEIGHT 2510 MM	Code	Price	Unit
d*h*I 400*2510*1030, 7 shelves (80kg/shelf)+top shelf	PTH425108A	191,36	PC
d*h*I 400*2510*1030,7 shelves(200kg/shelf)+top shelf	PTH425108M	205,76	PC
d*h*I 400*2510*2030, 7 shelves (80kg/shelf)+top shelf	PTH425208A	333,75	PC
d*h*I 400*2510*2030,7 shelves(200kg/shelf)+top shelf	PTH425208M	362,55	PC
d*h*I 400*2510*3030, 7 shelves (80kg/shelf)+top shelf	PTH425308A	492,52	PC
d*h*I 400*2510*3030,7 shelves(200kg/shelf)+top shelf	PTH425308M	535,72	PC
d*h*I 400*2510*4030, 7 shelves (80kg/shelf)+top shelf	PTH425408A	634,91	PC
d*h*I 400*2510*4030,7 shelves(200kg/shelf)+top shelf	PTH425408M	692,51	PC
d*h*I 400*2510*5030, 7 shelves (80kg/shelf)+top shelf	PTH425508A	793,67	PC
d*h*I 400*2510*5030,7 shelves(200kg/shelf)+top shelf	PTH425508M	865,67	PC
d*h*I 400*2510*6030, 7 shelves (80kg/shelf)+top shelf	PTH425608A	936,06	PC
d*h*I 400*2510*6030,7 shelves(200kg/shelf)+top shelf	PTH425608M	1022,46	PC

DEPTH 500 MM AND HEIGHT 2005 MM	Code	Price	Unit
d*h*I 500*2005*1030, 5 shelves(200kg/shelf)+top shelf	PTH520106M	179,01	PC
d*h*I 500*2005*2030, 5 shelves(200kg/shelf)+top shelf	PTH520206M	314,71	PC
d*h*I 500*2005*3030, 5 shelves(200kg/shelf)+top shelf	PTH520306M	466,77	PC
d*h*I 500*2005*4030, 5 shelves(200kg/shelf)+top shelf	PTH520406M	602,47	PC
d*h*I 500*2005*5030, 5 shelves(200kg/shelf)+top shelf	PTH520506M	754,53	PC
d*h*I 500*2005*6030, 5 shelves(200kg/shelf)+top shelf	PTH520606M	890,22	PC

DEPTH 500 MM AND HEIGHT 2260 MM	Code	Price	Unit
d*h*I 500*2260*1030, 6 shelves(200kg/shelf)+top shelf	PTH522107M	206,96	PC
d*h*I 500*2260*2030, 6 shelves(200kg/shelf)+top shelf	PTH522207M	365,69	PC
d*h*I 500*2260*3030, 6 shelves(200kg/shelf)+top shelf	PTH522307M	540,78	PC
d*h*I 500*2260*4030, 6 shelves(200kg/shelf)+top shelf	PTH522407M	699,51	PC
d*h*I 500*2260*5030, 6 shelves(200kg/shelf)+top shelf	PTH522507M	874,61	PC
d*h*I 500*2260*6030, 6 shelves(200kg/shelf)+top shelf	PTH522607M	1033,34	PC

DEPTH 500 MM AND HEIGHT 2510 MM	Code	Price	Unit
d*h*I 500*2510*1030, 7 shelves(200kg/shelf)+top shelf	PTH525108M	229,08	PC
d*h*I 500*2510*2030, 7 shelves(200kg/shelf)+top shelf	PTH525208M	407,93	PC
d*h*I 500*2510*3030, 7 shelves(200kg/shelf)+top shelf	PTH525308M	603,16	PC
d*h*I 500*2510*4030, 7 shelves(200kg/shelf)+top shelf	PTH525408M	782,01	PC
d*h*I 500*2510*5030, 7 shelves(200kg/shelf)+top shelf	PTH525508M	977,23	PC
d*h*I 500*2510*6030, 7 shelves(200kg/shelf)+top shelf	PTH525608M	1156,08	PC

DEPTH 600 MM AND HEIGHT 2005 MM	Code	Price	Unit
d*h*I 600*2005*1030, 5 shelves(200kg/shelf)+top shelf	PTH620106M	194,57	PC
d*h*I 600*2005*2030, 5 shelves(200kg/shelf)+top shelf	PTH620206M	345,25	PC
d*h*I 600*2005*3030, 5 shelves(200kg/shelf)+top shelf	PTH620306M	512,29	PC
d*h*I 600*2005*4030, 5 shelves(200kg/shelf)+top shelf	PTH620406M	662,97	PC
d*h*I 600*2005*5030, 5 shelves(200kg/shelf)+top shelf	PTH620506M	830,01	PC
d*h*I 600*2005*6030, 5 shelves(200kg/shelf)+top shelf	PTH620606M	980,68	PC

DEPTH 600 MM AND HEIGHT 2260 MM	Code	Price	Unit
d*h*I 600*2260*1030, 6 shelves(200kg/shelf)+top shelf	PTH622107M	225,50	PC
d*h*I 600*2260*2030, 6 shelves(200kg/shelf)+top shelf	PTH622207M	401,90	PC
d*h*I 600*2260*3030, 6 shelves(200kg/shelf)+top shelf	PTH622307M	594,66	PC
d*h*I 600*2260*4030, 6 shelves(200kg/shelf)+top shelf	PTH622407M	771,06	PC
d*h*I 600*2260*5030, 6 shelves(200kg/shelf)+top shelf	PTH622507M	963,83	PC
d*h*I 600*2260*6030, 6 shelves(200kg/shelf)+top shelf	PTH622607M	1140,23	PC

DEPTH 600 MM AND HEIGHT 2510 MM	Code	Price	Unit
d*h*I 600*2510*1030, 7 shelves(200kg/shelf)+top shelf	PTH625108M	250,02	PC
d*h*I 600*2510*2030, 7 shelves(200kg/shelf)+top shelf	PTH625208M	448,94	PC
d*h*I 600*2510*3030, 7 shelves(200kg/shelf)+top shelf	PTH625308M	664,24	PC
d*h*I 600*2510*4030, 7 shelves(200kg/shelf)+top shelf	PTH625408M	863,16	PC
d*h*I 600*2510*5030, 7 shelves(200kg/shelf)+top shelf	PTH625508M	1078,45	PC
d*h*I 600*2510*6030, 7 shelves(200kg/shelf)+top shelf	PTH625608M	1277,37	PC

PUNTA HK SHELF CABINET

Standard colour: greywhite RAL9002.

Other shades by order. Door colour has to be informed when ordering.

Adjustable stand (from +6mm to +30 mm)



PUNTA HK SHELF CABINET WITH 1-DOOR

4 adjustable shelves HA (max 80 kg), Abloy lock with two keys

Item/depth*height*width	Code	Price	Unit
SHELF CABINET 523*2005*500	HK52005	*	PC
SHELF CABINET 523*2005*600	HK52006	415,39	PC
SHELF CABINET 623*2005*500	HK62005	*	PC
SHELF CABINET 623*2005*600	HK62006	450,41	PC



PUNTA HK SHELF CABINET WITH DOUBLE DOORS

Item/depth*height*width	Code	Price	Unit
SHELF CABINET 423*1635*1032	HK41610	*	PC
SHELF CABINET 423*2005*832	HK42008	399,32	PC
SHELF CABINET 423*2005*1032	HK42010	408,12	PC
SHELF CABINET 523*1635*1032	HK51610	*	PC
SHELF CABINET 523*2005*832	HK52008	513,72	PC
SHELF CABINET 523*2005*1032	HK52010	522,52	PC
SHELF CABINET 623*1635*1032	HK61610	*	PC
SHELF CABINET 623*2005*832	HK62008	647,32	PC
SHELF CABINET 623*2005*1032	HK62010	656,12	PC
SHELF CABINET 823*2005*1032	HK82010	*	PC

4 adjustable shelves HM (max 200 kg).
 Cabinet 1635 mm heigh, incl. 3 shelves.
 Adjusted with 331 mm free space.
 Height adjustment is 61 mm.
 Abloy cabinet lock with two keys
 Cabinets will be delivered built-up
 A strong welded steel plate body
 Accessories: look at TH steel shelf

Made of two cabinets, depth 400mm



PUNTA HK SHELF CABINET WITH PULL-OUT WORKTOP steel 2 mm

Item/depth*height*width	Code	Price	Unit
1-door with Abloy lock			
TOOL CABINET 523*910*400	HK50904	*	PC
TOOL CABINET 523*910*500	HK50905	*	PC
Double doors with Abloy lock			
TOOL CABINET 523*910*832	HK50908	*	PC

*Price by offer

PUNTA SK08 SHELF CABINETS



Shelf cabinets are made of cold-rolled steel plate, which thickness is 0,75 mm
 A welded steel plate body and sturdy set-up steel doors
 Painted with proenvironmental powder coating.
 Standard colour: greywhite RAL9002.
 Other shades by order. Door colour has to be informed when ordering.

Standard fittings:
 Abloy lock with two keys
 Fixed shelf in the middle of the cabinet, other shelves adjustable
 Adjustment height is 61 mm.
 Adjustable stand (from +6mm to +30 mm)



height*depth*width / shelves	Code	Price	Unit
SK 08 SHELF CABINET 42x200x80 / 4s	SK08/420	310,72	PC



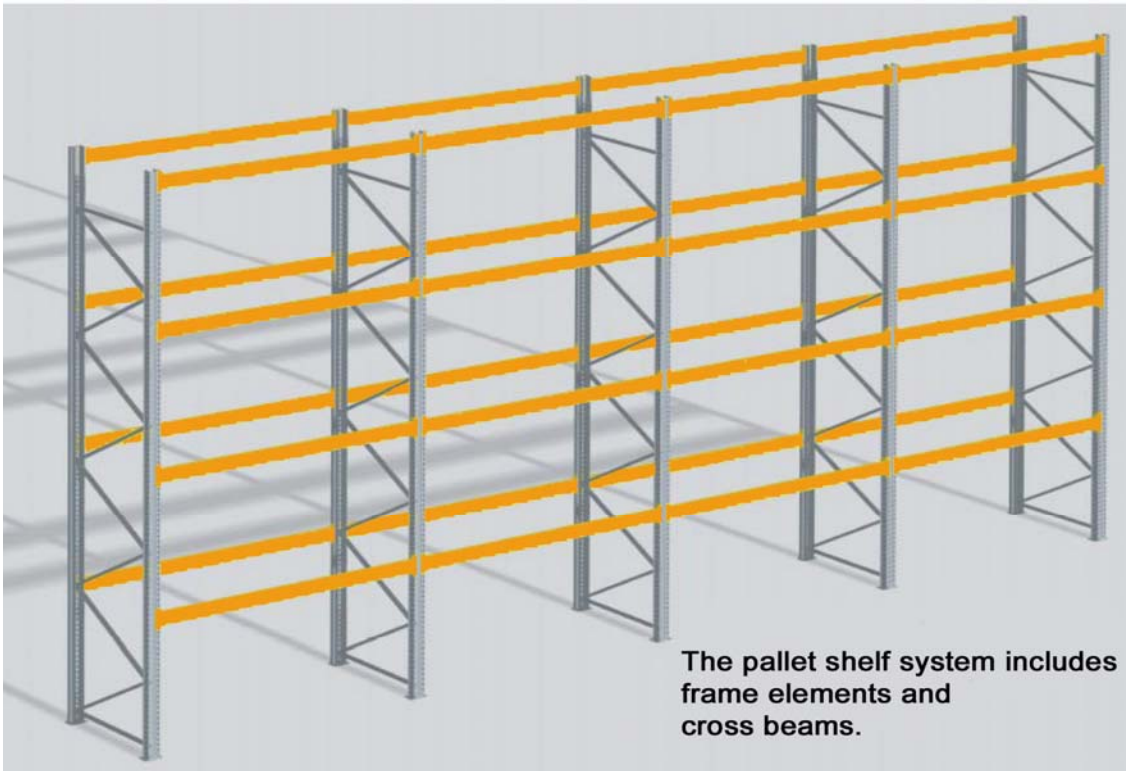
height*depth*width / shelves	Code	Price	Unit
SK 08 SHELF CABINET 42x163x80 / 3s	SK08/416	276,95	PC



height*depth*width / shelves	Code	Price	Unit
SK 08 SHELF CABINET 42x 78x80 / 2s	SK08/408	*	PC

*Price by offer

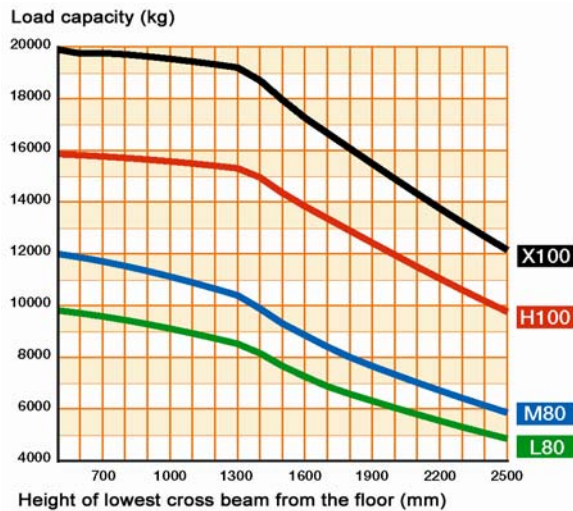
PUNTA PRS98 PALLET SHELF SYSTEM



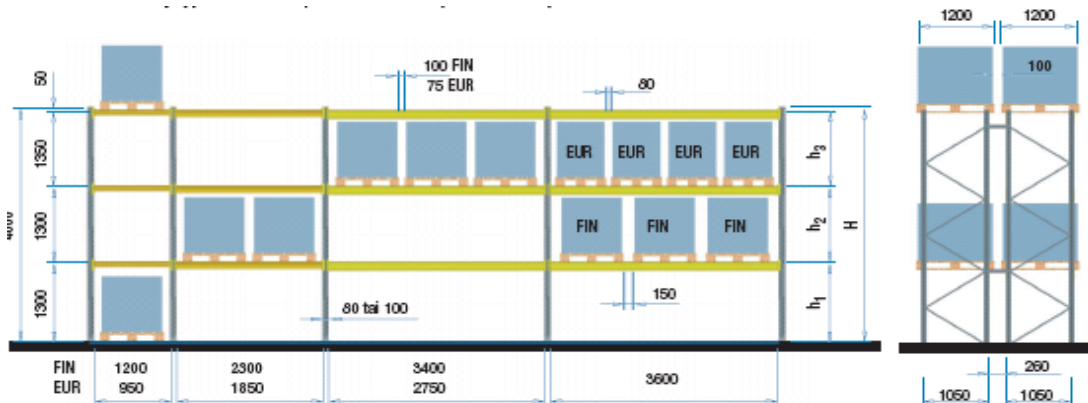
Load capacity

Load capacity of the frames depends on the high division of the cross beams and type of frames. Maximum load will be informed by cross beam divisions 500 mm and nominal load will be informed by cross beam divisions 1300 mm

Bearing capacity of cross beam pair is defined according to allowed bend $L/200$. See next page



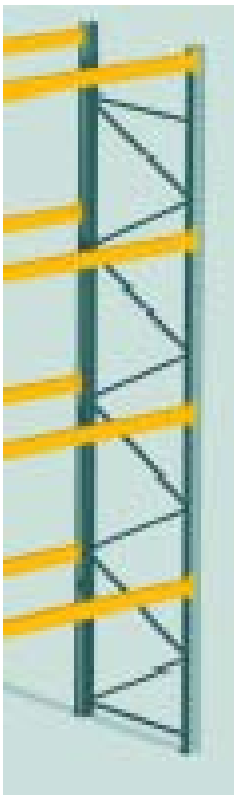
Dimensionings below:



BASIC ELEMENTS

LADDERS, galvanised

will be delivered in elements



L80 Max/nom.load capacity 9,8/8,5 ton.


	Code	Price	Unit
LADDER L80 1050*2000 in elements	1340200	68,21	PC
LADDER L80 1050*2500 in elements	1340250	82,60	PC
LADDER L80 1050*3000 in elements	1340300	93,87	PC
LADDER L80 1050*3500 in elements	1340350	109,25	PC
LADDER L80 1050*4000 in elements	1340400	124,91	PC
LADDER L80 1050*4500 in elements	1340450	140,05	PC
LADDER L80 1050*5000 in elements	1340500	*	PC
LADDER L80 1050*5500 in elements	1340550	*	PC
LADDER L80 1050*6000 in elements	1340600	*	PC

M80 Max./nom.load capacity 12,0/10,4 ton.

LADDER M80 1050*3500 in elements	1341350	*	PC
LADDER M80 1050*4000 in elements	1341400	143,13	PC
LADDER M80 1050*4500 in elements	1341450	160,81	PC
LADDER M80 1050*5000 in elements	1341500	178,51	PC
LADDER M80 1050*5500 in elements	1341550	195,74	PC
LADDER M80 1050*6000 in elements	1341600	209,27	PC
LADDER M80 1050*6500 in elements	1341650	*	PC
LADDER M80 1050*7000 in elements	1341700	*	PC

Supportings, screws, nuts and washers are included in frames

CROSS BEAMS



Load capacity

Item/dimension	Code	Price	Unit	
1xEUR 2000kg	CROSS BEAM M90*950 RAL1004	1361095	26,00	PC
1xFIN 2000kg	CROSS BEAM M90*1200 RAL1004	1361120	27,00	PC
2xEUR 1400kg	CROSS BEAM M90*1850 RAL1004	1361185	30,00	PC
2xFIN 1000kg	CROSS BEAM M90*2300 RAL1004	1361230	34,00	PC
3xEUR 500kg	CROSS BEAM M90*2750 RAL1004	1361275	38,00	PC
2xFIN 1500kg	CROSS BEAM M130*2300 RAL1004	1363230	39,50	PC
3xEUR 1000kg	CROSS BEAM M130*2750 RAL1004	1363275	43,00	PC
3xFIN 750kg	CROSS BEAM M130*3400 RAL1004	1363340	55,00	PC
3xEUR 1200kg	CROSS BEAM H150*2750 RAL1004	1365275	*	PC
3000kg	CROSS BEAM H150*3000 RAL1004	1365300	58,30	PC
3xFIN 1000kg	CROSS BEAM H150*3400 RAL1004	1365340	63,00	PC
3x FIN 1000kg/4xEUR 750kg	CROSS BEAM H150*3600 RAL1004	1365360	66,00	PC

Gross beams are painted with powder coating, colour yellow RAL1004.

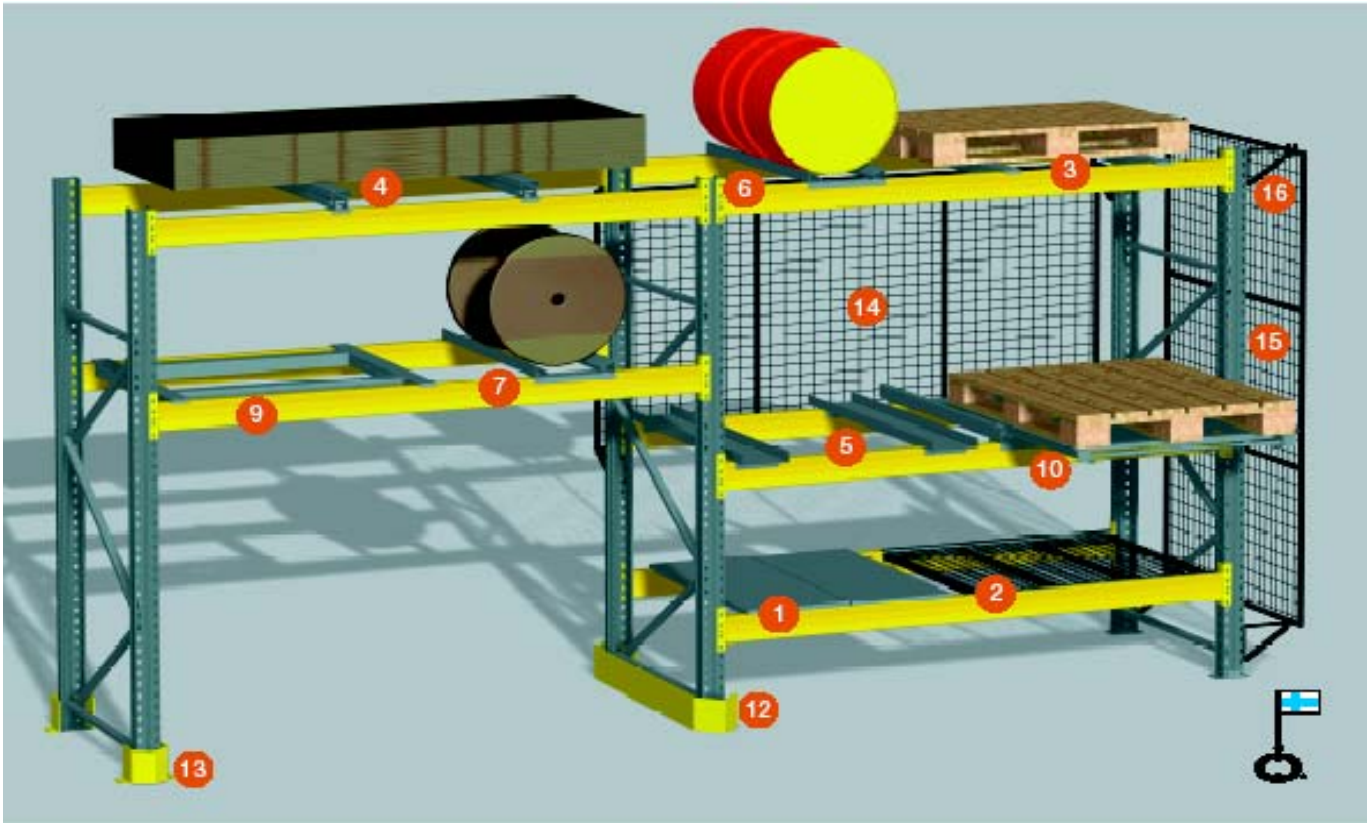
SAFETY LOCK FOR CROSS BEAMS



SAFETY LOCKS FOR CROSS BEAM ZN	1360800	0,21	PC
--------------------------------	---------	------	----

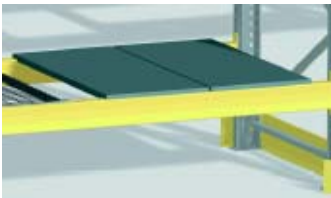
Cross beams has to be locked always with safety locks

*Price by offer



ACCESSORIES AND SAFETY ELEMENTS

1.SHELF PANELS



Item/dimension	Code	Price	Unit
SHELF PANEL 455*1050 GALVANISED	1380010	22,00	PC
SHELF PANEL 200*1050 GALVANISED	1380015	16,50	PC

2.MESH SHELVES



Item/dimension	Code	Price	Unit
MESH SHELF 900*1050/1000 KG	1380020	76,32	PC
MESH SHELF 1130*1050/1000 KG	1380030	84,80	PC

3.SAFETY BARS



Item/dimension	Code	Price	Unit
SAFETY BAR 80x1050 ZN	1380050	13,48	PC

11 COMPARTMENT ELEMENTS



Item/dimension	Code	Price	Unit
LOCKERING CANTILEVER 600 MM	1380360	*	PC
LOCKERING CANTILEVER 800 MM	1380380	*	PC

4.FORK ENTRY BAR



Item/dimension	Code	Price	Unit
FORK ENTRY BAR 80x1100 ZN RAK	1380060R	*	PC

5.POST PALLET CHANNEL




Item/dimension	Code	Price	Unit
POST PALLET CHANNEL 200x1250 ZN in parts	1380070R	*	PC

6.AND 7.COIL CRADLE



Item/dimension	Code	Price	Unit
COIL CRADLE 350*1070	1380100R	*	PC

9.PALLET SUPPORT BARS



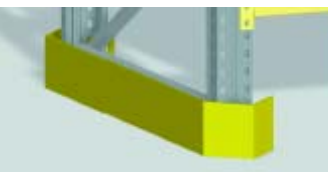
Item/dimension	Code	Price	Unit
PALLET SUPPORT/EUR 900x1050in parts	1380120R	50,64	PC
PALLET SUPPORT/FIN1100x1050in parts	1380130R	54,44	PC

10.DRAWER UNITS FOR PALLETS



Item/dimension	Code	Price	Unit
DRAWER UNIT/ SHELF 900x1200/EUR	1380400	407,87	PC
DRAWER UNIT/ SHELF 1100x1200/FIN	1380410	420,23	PC
DRAWER UNIT/ FLOOR 900x1200/EUR	1380500	*	PC
DRAWER UNIT/ FLOOR 1100x1200/FIN	1380510	*	PC

12.FRAME PROTECTOR



Item/dimension	Code	Price	Unit
FRAME PROTECTOR 1-P.150*1270/1070RA	1381100R	101,61	PC
FRAME PROTECTOR 2-P.150*2580/2380RA	1381120R	174,26	PC

wedge anchors are included in the delivery

13.UPRIGH PROTECTOR



Item/dimension	Code	Price	Unit
UPRIGHT PROTECTOR h=150 RAK.	1381150R	30,24	PC
UPRIGHT PROTECTOR h=300 RAK.	1381155R	39,23	PC

wedge anchors are included in the delivery

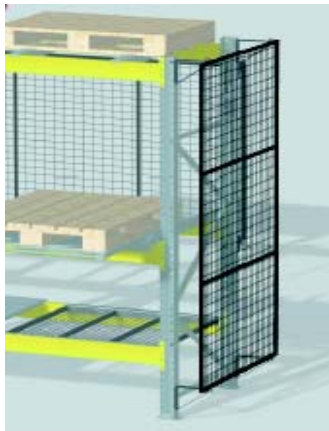
*Price by offer

14.ANTI COLLAPSE SYSTEM



Item/dimension	Code	Price	Unit
ANTICOLLAPSE SYST. 2200*1200 RAL7037	1381410	71,91	PC
ANTICOLLAPSE SYST. 2200*1500 RAL7037	1381430	81,58	PC
ANTICOLLAPSE SYST. 2250*700 RAL7037	1381440	*	PC

15.ANTI COLLAPSE SYSTEM



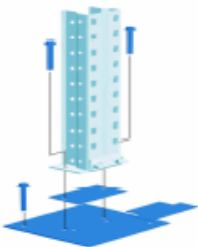
Item/dimension	Code	Price	Unit
ANTICOLLAPSE SYST. 2200*1200 RAL7037	1381410	71,91	PC

16.FASTENER BRACKET



Item/dimension	Code	Price	Unit
FASTENER BRACKET 170 RAL7037 RAK.	1381450R	7,72	PC
FASTENER BRACKET 230 RAL7037 RAK.	1381460R	9,73	PC

WASHERS ETC.



Täyte- ja lisäaluslevyt

MIDDLE BINDS



Item/dimension	Code	Price	Unit
FILLER WASHER 130*90*2 ZN/KUL	1320025	0,90	PC
FILLER WASHER 130*90*2 ZN/REI	1320030	0,90	PC
EXTRA WASHER 250*250*5 ZN	1320070	13,06	PC
WEDGE ANCHOR M10x80/15	KA10080	1,08	PC
WEDGE ANCHOR M12x100/15	KA12100	1,46	PC
Item/dimension	Code	Price	Unit
GALVANISED MIDDLE BIND L=160 mm	1323160R	3,48	PC
GALVANISED MIDDLE BIND L=260 mm	1323260R	3,93	PC

*Price by offer